

GRAND RESERVE AT LITCHFIELD HOMEOWNERS ASSOCIATION, INC.

ARCHITECTURAL GUIDELINES

Empower Your Vision, Building the Community

Introduction

Welcome to the Architectural Guidelines of the **Grand Reserve at Litchfield Homeowners Association!** We are delighted to present this comprehensive resource to you, valued homeowners, as a means to ensure beauty, harmony, and sustainability of our community.

At **Grand Reserve at Litchfield Homeowners Association**, we recognize the importance of preserving and enhancing property values, fostering a sense of community pride, and ensuring the long-term sustainability of your neighborhood. To achieve these goals, we have established these Architectural Guidelines as a tool to guide homeowners in creating and maintaining properties that meet the highest standards of aesthetics, functionality, and environmental responsibility.

These guidelines are not meant to stifle creativity or limit your individuality; rather, they are designed to provide you with the knowledge and support necessary to make informed decisions about the exterior changes of your home.

We believe that open communication and collaboration between homeowners and the Homeowners Association Review Committee (ARC) is here to assist you throughout your projects, offering guidance and ensuring compliance with these guidelines. We encourage you to engage with us early in your planning process to create a seamless experience.

Important Conditions

Please note that these Architectural Guidelines are not intended to provide preapproval for your projects. They are subject to change by the Homeowners Association's Board of Directors (BOD). Additionally, the following conditions are subject to the approval of your request:

1. Change/improvement must not impede the flow of water in any drainage easement or swale.
2. For any portion of construction in any easement, owner/applicant must hold the Association harmless for any costs associated with repair/replacement of change/improvement should the Association or local municipality or local utility need to enter such easement.
3. It is the requesting homeowner's duty to comply with all federal, state and/or local requirements regarding any necessary permits, applications, or approvals prior to commencement of the work. The HOA board is not responsible for any additional requirements outside the scope of ACC approval on behalf of the HOA.

Request for Architectural Change (ACC)

At the end of this guide, you'll find the Association's Request for Architectural Change (ACC) Request Form. This form is a vital tool to facilitate the review and approval of any architectural changes, improvements, or modifications to your exterior property. To ensure a smooth and efficient process, please complete the ACC Request Form and submit it along with any necessary support documents, such as plans, diagrams, and/or pictures.

Community Management Contact Information:

For any inquiries related to architectural changes, the ACC process, or further guidance on adhering to these guidelines, please contact the community management team:

- Fieldstone association Management
- James King
- JamesKing@fieldstonerp.com

In Conclusion

Thank you for taking the time to familiarize yourself with the Architectural Guidelines of the **Grand Reserve at Litchfield Homeowners Association**. Our dedicated team is here to assist you, answer your questions, and ensure that your projects align with the Architectural Guidelines and the best interests of the community.

Table of Contents

A. Definitions 1

 Overall Goals..... 1

B. Application Information..... 1

 Association Review Enforcement Procedures 1

C. Timeliness of Work 2

 All Required Permits 2

D. Guideline 1: Patios and Walkways 3

 Guideline 2: Exterior Appearance, Decorative Objects, Front Porch Flowerpots 4

 Guideline 3: Garden Beds 5

 Guideline 4: Play Equipment..... 6

 Guideline 5: Basketball Goals 7

 Guideline 6: Private Pools, Landscape Ponds and Fountains 8

 Guideline 7: Fences, Privacy Screens 9

 Guideline 8: Exterior Landscaping and Maintenance..... 10

 Guideline 9: Firewood 11

 Guideline 10: Decks 11

 Guideline 11: Exterior Building Alterations and Additions..... 12

 Guideline 12: Vehicles and Parking 13

 Guideline 13: Satellite Dishes, Window Air Conditioners, and Window Fans..... 13-14

 Guideline 14: Addresses 14

 Guideline 15: Signs in Yards 15

 Guideline 16: Trash Cans/Recycling..... 15

E. Attachment: Architectural Change (ACC) Request Form.....

A. DEFINITIONS

The Protective Covenants contain design review authority and broad, general objectives of the community association to protect property values and integrity of the subdivision.

The Architectural (*ARC*) Guidelines, which may be modified from time to time, have been developed to supplement and amplify the Covenants.

The *ARC* Guidelines serve two purposes:

1. To assist the homeowner, both in designing the proposed improvement and in determining how to apply for Approval.
2. To provide criteria for consistent decisions by the Association.

OVERALL GOAL

The overall goal of the Protective Covenants and Architectural Guidelines is to keep the community an attractive and desirable place in which to live.

B. APPLICATION INFORMATION

1. The following exterior additions, improvements or modifications do not require an Architectural Change (*ACC*) Request Form to be submitted provided certain conditions are met:
 - Children's Wading Pools (Guideline 6)
 - Repainting with the same color (Guideline 11)
 - Adding Brown, All-Natural Mulch or Pine Straw to the yard
 - If you are unsure whether or not an ACC needs to be turned in, please submit one
2. A completed form must be submitted to the Association for all other types of modifications. The verbal approval of any Toll Brothers Team member is NOT sufficient. All approvals must be in writing. When plans are required, they must be submitted with the form. Additional ACC forms are available from the Association and the Owner's Portal.

ASSOCIATION REVIEW – ENFORCEMENT PROCEDURES

3. Violation of the *ARC* Guidelines and/or the Protective Covenants may result in the following:
 - a. Suspension of the right to vote
 - b. Suspension of the right to use the recreational facilities and common areas
 - c. Recordation of notice of committee violation with the appropriate court
 - d. Imposition of a fine on a per violation and/or per day basis
 - e. Correction of the violation by the Association with all costs charged to the violator
 - f. Filing a lien for all fines, attorney's fees and costs to correct the violation

C. TIMELINESS OF WORK

All work approved by the **Grand Reserve at Litchfield Homeowner Association**, Board of Directors shall be completed within three months of the approval date, unless otherwise approved. If the work is not performed in this timeframe, the work must be resubmitted for approval. Homeowners should submit a timeline of the work scheduled. Homeowners shall inform the Association upon completion of a project so that a final inspection may be performed.

ALL REQUIRED PERMITS

1. All Architectural Change (*ACC*) Request Form that involve construction or alteration of a structure that requires a building permit from the local municipality(s) having jurisdiction must be submitted and reviewed for compliance with the Architectural Guidelines by the Association based only on the *ARC* Guidelines, not the permitting requirements of the municipality nor any State or Federal governing agency. Homeowners Association approval must be obtained prior to applying for building permits. The *HOA* must be notified of any adjustment to the plan during, or as a result of the permit approval process.
2. It is the responsibility of the homeowner to confirm if a building permit is required by the local municipality for the requested structure. Toll Brothers and the **Grand Reserve at Litchfield Homeowner Association**, Board of Directors do not have the authority or the ability to inform homeowners if municipality requires a building permit.
3. The homeowner is fully responsible for obtaining the necessary permits as required by the governmental agencies having jurisdiction over the proposed improvement. The homeowner is solely responsible for compliance with the codes and ordinances of the governmental agencies having jurisdiction over the construction.
4. Toll Brothers, the **Grand Reserve at Litchfield Homeowner Association**, and the Board of Directors shall not be held responsible for any modification or alteration constructed by or on the behalf of homeowners who do not obtain the proper permits. This is regardless of whether the structure is approved by the *HOA*, as the Association makes decisions based solely on the *ARC* Guidelines.
5. Keep in mind that in the event a permit is successfully obtained from a local municipality or county, the *ACC* Request Form must be submitted, reviewed and approved before work can begin. A permit does not guarantee approval by Toll Brothers, the **Grand Reserve at Litchfield Homeowner Association**, or Board of Directors.

*The content in this guideline, and any actions of Toll Brothers, the **Grand Reserve at Litchfield Homeowner Association**, the Board of Directors or its agents, are not intended to be, and should not be construed to be an approval of the adequacy, reasonableness, safety, structural integrity, or fitness for intended use of submitted plans, materials, or construction, nor ensuring compliance with building codes, zoning regulations, or other governmental requirements. Neither the Association, the Board, nor member thereof shall be held liable for injury, damages or loss arising out of any approval or disapproval, construction or through such modification to a lot.*

D.

GUIDELINE 1: PATIOS AND WALKWAYS

- 1) Submission of a form for a patio is required. The following guidelines apply:
 - a. The patio does not extend beyond the sidelines of the house and does not extend to within ten (10) feet of the side property lines.
 - b. The patio does not exceed six (6) inches above ground level at any point.
 - c. The existing drainage patterns are not altered in a manner that adversely impacts any adjacent properties and the drainage of the patio is directed to the homeowner's own property and properly dispersed.

- 2) Submission of a form for a walkway is required. The following guidelines apply:
 - a. Cannot be seen from the street.
 - b. The walkway does not exceed four (4) inches above ground level at any point.
 - c. If the existing drainage patterns are not altered in a manner that adversely impacts any adjacent properties and the drainage of the sidewalk is directed to the homeowner's own property and properly dispersed.
 - d. The width of the walkway shall not exceed 4'-0".
 - e. The form must note finish or texture if other than a natural broom finish in an unchanged concrete color.

GUIDELINE 2: EXTERIOR APPERANCE, DECORATIVE OBJECTS, FRONT PORCH, FLOWERPOTS, HOUSE NUMBERS, ETC

- 1) A form must be submitted if you are repainting and considering any color change. Approval is not required to repaint with same color. Please review the other houses around you and select colors different from the house next door or across the street. See Guideline Number 11.
- 2) Window treatments that are visible to the street should be made to blend with the exterior by using a white or off-white liner so that the vibrant colors or patterns you select for the interior do not clash with your exterior colors.
- 3) Exterior decorative objects are not a board approved item. Exterior DECORATIVE objects include items such as birdbaths, birdhouses, wagon wheels, sculptures, statues, fountains, pools, antennas, free-standing poles of all types, flag poles, gazing balls and yard art, and items attached to approved structures and visible from any street.
- 4) Outdoor storage of clothing, shoes, indoor furniture, cleaning equipment, and boxes or trash is strictly prohibited.
- 5) Clothes lines are prohibited.
- 6) A form is required for landscape lights. The lights must meet the following criteria:
 - a. Light fixture does not exceed twelve (12) inches in height.
 - b. The number of light fixtures does not exceed ten (10).
 - c. All lighting does not exceed 20 watts rating (low voltage lighting), should be white or clear, non-glare, and shall be directed towards the homeowner's house and landscaping only.
 - d. Landscape lighting shall be located only along the walkway from the driveway to the front door/porch. No closer than 12" apart so that light "pattern" does not overlap. Landscape lighting will not be permitted along the sides of the driveway or elsewhere in front of the house. Up-lighting of trees and of the house will be considered on a case by case basis.
- 7) A form is not required to be submitted for a single flagpole staff attached to a portion of the front of the house to display the official state flag of Georgia or the official flag of the United States of America. Such flags may not exceed 3 x 5 FT in size. These poles may also be used for the temporary display of flags related to schools, colleges, universities, or flags such as might be used for holiday seasons. Temporary flag displays shall be limited to the season.
- 8) Front doors and entry area decorations must be in keeping with the style and colors of the house. Live plants and live flowers in pots must always be neat and healthy. They must not exceed 18" in size and must be contained on the porch and not in the yard or landscape beds. Neatly maintained front porch flowerpots, containing evergreens/flowers, do not require submission of a form.
- 9) House numbers shall only be displayed in the original location.
- 10) Holiday decorations and lighting may be installed in a reasonable manner for the various recognized holidays. Holiday decorations and lighting may be in use until fifteen (15) days after the Holiday. Holiday decorations must be contained exclusively to your front entry stoop and respective private rear porches and entries.

GUIDELINE 3: GARDEN BED

- 1) A form must be submitted for garden beds. No bean poles will be permitted. The following guidelines apply:
 - a. The bed is located behind the rear line of the house and ten (10) feet from the side property line
 - b. The plantings are less than 6' in height
 - c. The bed must be properly maintained per the community standards
 - d. The bed does not alter the existing drainage patterns in a manner that adversely impacts any adjoining property
 - e. The maximum area is 10'X10'
 - f. Garden must be screened from any street view
 - g. Rose trellises are allowed with a maximum height of 6 feet and a width of 3 feet.
- 2) All garden beds must be located behind the rear line of the house. All other proposed locations will be considered on an individual basis when a form is submitted.
- 3) Garden beds are planting areas that contain anything other than ornamental plants, such as vegetables and herbs.
- 4) Garden beds shall be cleared of dead plants and overgrowth after the growing season.

GUIDELINE 4: PLAY EQUIPMENT

- 1) A form must be submitted for all play equipment. The following guidelines apply:
 - a. In the rear yard
 - b. Within the extended sidelines of the house, with the placement in the middle 1/3 of rear
 - c. Does not exceed 12-by-12 feet in size
 - d. Within the screened fenced area of the yard if yard is fenced
 - e. Such that it will have a minimum visual impact on adjacent properties as determined by the Architectural Review Committee (ARC)
 - f. The play equipment or associated landscaping materials do not alter the existing drainage patterns in a manner that adversely impacts any adjoining property
 - g. Trampolines must be shielded from any street view, by fencing or landscaping, in the rear of the lot. Screening around trampoline needs to be removed in winter or when not in use. When screening is worn it needs to be removed or replaced.
- 2) Metal play equipment, other than trampolines, is NOT permitted, exclusive of wearing surfaces (slide poles, climbing rungs, swing seats, etc.). Bright colors in general are not allowed. Play equipment should be constructed of natural materials and colors. All colors should be neutral earth tones such as dark green, tans and browns, or match the color scheme of the home. All play equipment must be properly maintained.
- 3) A baseball backstop or similar item is not play equipment and must comply with the fence guidelines.
- 4) Playhouses during Declarant control are prohibited. (Please apply for playhouse after HOA has transitioned to the Homeowners.)
- 5) Playhouses will not be permitted in common areas.

GUIDELINE 5: BASKETBALL GOALS

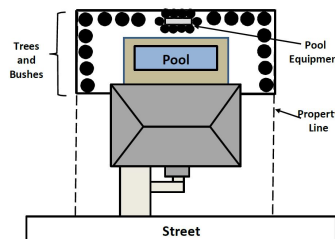
- 1) Basketball goals on individual Lots are discouraged due to the proximity of houses in the community and the potential for disturbing the peaceful enjoyment of neighbors. In-ground basketball goals are permitted on a conditional basis, portable basketball goals will NOT be approved. A form must be submitted and will be considered if all of the following requirements are met:
 - a. The post is painted black and mounted in concrete in the ground
 - b. A drawing accompanies the form showing the proposed location
 - c. The backboard is clear
 - d. Permanent goal is located no further forward than the front line of the house
- 2) Owners must maintain the appearance of the pole and goal at all times.
- 3) No goals may be attached to the exterior of the house, deck, etc.
- 4) The HOA discourages use after dark, as to prevent disturbing the peaceful enjoyment of your neighbors.



Example Basketball Goal


GUIDELINE 6: PRIVATE POOLS, LANDSCAPE PONDS AND FOUNTAINS

- 1) A form is not required to be submitted for children's portable wading pools (those that can be emptied on a nightly basis) that do not exceed eighteen (18) inches in depth and whose surface area does not exceed eight (8) feet in diameter. However, they must be stored inside overnight, when not in use. The HOA prohibits wading pools being stored outside overnight.
- 2) Above ground pools are prohibited.
- 3) A form must be submitted for ALL in-ground pools and ponds:
 - a. All forms for a pool addition shall be submitted with a drawing of the property that accurately depicts the location of the house, property lines, building setbacks, decks, easements and any other elements that may restrict the location of the proposed pool. The drawing shall be prepared to a scale of 1"= 10'. The drawing shall dimensionally depict the proposed location of the pool and pool deck, pool equipment and any other related improvements. The proposed drainage plan shall be clearly indicated including all existing drainage conditions. All proposed materials and colors should be indicated on the drawing. The drawing shall indicate the location and type of silt fence to be installed and maintained during construction. Existing trees and other landscaping that are to be removed to accommodate the proposed pool improvements shall be marked with ribbon for review by the ARC prior to removal.
 - b. The appearance and detailing of all retaining walls must be consistent with the architectural character of the house. Homeowner is responsible for ascertaining need for, and obtaining necessary engineering, fencing, and building permits prior to beginning construction. Any fencing required due to installation of retaining wall must be included in the approval submission.
 - c. Fencing for lots with pools and spas must comply with the fence guidelines and county building codes (if applicable).
 - d. Glaring light sources, which can be seen from neighboring lots, shall not be used.
 - e. The pool area shall be enhanced with landscaping and all pool equipment shall be screened with evergreen landscaping.
 - f. Pool equipment shall be located a minimum of 15'- 0" from any adjacent property and shall be behind the rear plane of the house.
 - g. Dirt excavated shall not be stored on the lot longer than one calendar week. All stored excavated dirt shall be immediately covered with straw to prevent erosion and be provided with appropriate erosion control mechanisms.
 - h. A construction timetable is required, including a completion date.



GUIDELINE 7: FENCES, PRIVACY SCREENS

- 1) The original design concept of the community promotes a feeling of open space; therefore, fencing is not generally encouraged. A form must be submitted for ALL fencing.
- 2) Chain link and vinyl fences are prohibited. No wire fences, chicken wire, or welded wire fences are permitted.
- 3) No double fencing is permitted.
- 4) No privacy fence is permitted, may landscape for privacy.
- 5) ONLY APPROVED FENCE STYLES SUCH AS: SIMULATED, TUBULAR WROUGHT IRON, TWIN TOP RAILS, OR BLACK 4-RAIL HORSE FENCE DESIGN
- 6) All forms must include the following information:
 - a. Dimensions:
 - i. Fence must come off rear corners of the home and follow the property line; fences shall only come forward toward the street from the rear corner of the house no more than ten (10) feet.
 - ii. The height shall not exceed five (5) feet.
 - iii. Must include (1) 4' wide walk gate
 - b. Site Plan: A site plan drawing denoting the location of the fence must accompany the form.
 - i. Fencing on corner lots will be reviewed on a case-by-case basis and subject to county/city and community rules and regulations.
 - ii. Corner lot fencing cannot block view of intersections at any point.
 - c. Fences installed by homeowners must have a minimum ground clearance of 1.5 to 2 inches. The ground clearance must be notated on modification request.
- 7) Dog Runs are NOT permitted.
- 8) Each homeowner must maintain the fences located on his/her respective property regardless of origin of construction or location.
- 9) Illustration of the approved fencing is shown below:



GUIDELINE 8: EXTERIOR LANDSCAPING AND MAINTENANCE

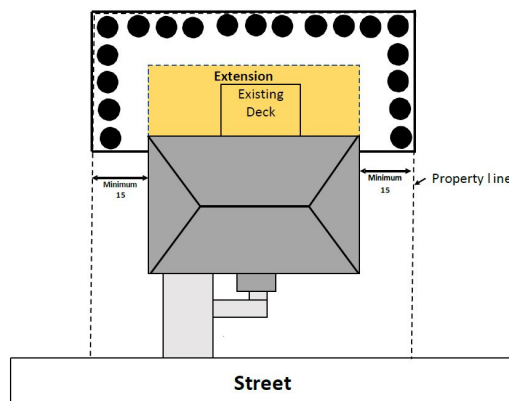
- 1) A form is required to be submitted for ornamental trees and shrubbery.
 - a. Tree plantings (row or cluster styles) are not permitted from the front line of the house to the street. In the case of corner lots, trees (row or cluster style) are not permitted from the front corner of the house on the adjacent lot(s) to the street. However, row or cluster tree plantings are permitted from the front corner of the house to the rear corner of the property line. Staggered tree planting is preferred over rows. Hardwood trees should be located a minimum of ten (10) feet from property lines. Evergreen trees shall be located a minimum of five (5) feet from adjacent property lines.
 - b. There will be NO approval for the planting of fruit trees.
- 2) All landscaping beds must be fully covered and refreshed at least twice a year, with pine straw or brown all-natural mulch. "Rubber" mulch and any other material will not be approved. The application of pine straw or brown mulch does NOT require the submission of a modification request form.
- 3) Landscaping should relate to the existing terrain and natural features of the lot, utilizing plant materials in keeping with the horticultural appearance of the community. Approved grass types for front lawns are Bermuda, or Zoysia. The amount and character of the landscaping must conform to the precedent set forth in the community.
- 4) Each owner is responsible for removal of debris, clippings, etc., for any clippings they create. All planting areas should be properly maintained at all times, and, after the first frost, all affected material should be removed. At the end of the growing season, all dead plants should be removed. Bare earth must be covered with natural pine straw or brown mulch to prevent soil erosion.
- 5) The preferred landscape edging is a neat, black rubber material, that is not higher than 1 inch from the top of the soil, as to be fully concealed from view by freshly cut Bermuda grass. Owner is responsible for monitoring the condition of edge/border. Cracking and or damages will require homeowner to repair or replace immediately.
- 6) Retaining Walls in the front of a home should be brick, stone, or split-face concrete block to match the house. Landscape timber walls will be allowed in rear and side yards on a case by case basis. All retaining walls must be submitted to the ARC for approval.
- 7) Each homeowner shall keep his/her lot and all improvements thereon in good order and repair including, but not limited to, seeding, watering, regular mowing, edging, the pruning and cutting of all trees, shrubbery and weed control; homeowners should also maintain the painting or other appropriate external care of all structures and removal of dead landscaping. This should be done in a manner and with such frequency as is consistent with good property management and the precedent set forth in the Community.
- 8) Builder installed shrubs and trees may not be removed permanently. They must be replaced with like-kind material, and with Board approval.
- 9) Outdoor storage of garden tools and hoses must be screened from view. Any tools or items stored under a back deck or porch must also be screened from view.
- 10) Outdoor storage of garbage cans and trash bins will NOT be approved.
- 11) All debris, clippings, etc. must be properly removed from lawns, driveways, sidewalks, streets, etc. Hosing, raking or blowing materials into the streets and into the storm water management system is not permitted. Debris must be stored out of sight (in a garage) until the evening prior to trash removal.

GUIDELINE 9: FIREWOOD

- 1) Firewood piles must be maintained in good order and must generally be located within the sidelines of the house and in the rear yard in order to preserve the open space vistas. They **MUST NOT** be visible from the street. The size of a firewood pile may not exceed 4' wide, 4' high and 6' long.
- 2) Firewood pile coverings are allowed only if the cover is an earth tone color and the firewood pile is screened from the view of the street. For example, a tarp-covered firewood pile maybe located under a deck and have shrubs planted around it.

GUIDELINE 10: DECKS

- 1) A form must be submitted for ALL decks.
- 2) The form must include the following:
 - a. A site plan denoting location, dimensions, materials and color.
 - b. The deck may not protrude past the sides of the house and must be located in the rear of the house.
 - c. Materials must be cedar, cypress, or Number 2 grade or better pressure treated pine (other material will be considered). Composite material is allowed but is subject to color approval by the Association.
 - d. The deck must be natural, or stain shall be clear sealant, that compliments the exterior-home colors.
- 3) Vertical supports for wood decks must be a minimum of 6"x 6" wood posts that match the color of the deck or metal poles. Metal poles shall be boxed in so as to appear to be 6"x 6" wood posts.
- 4) A rail design shall be submitted with the site plan and form indicating the picket and rail materials and design. A brochure may indicate the design if a prefabricated design is used; otherwise, the design should be drawn to scale to indicate the design.
- 5) The following, without limitation, will be reviewed: location, size conformity with design of the house, relationship to neighboring dwellings, proposed use and screening components/features.
- 6) Homeowners are advised that local municipalities having jurisdiction will require a building permit for construction of a deck.



Example: Deck Extension

GUIDELINE 11: EXTERIOR BUILDING ALTERATIONS AND ADDITIONS

- 1) A form must be submitted for all exterior building alterations and additions. Building alterations include, but are not limited to, windows, construction of driveways, garages, porches and room additions to the house. Exhibit A is an example of the plan details that should be submitted with the Application for Modification. Repainting requires prior written approval only if the color is changed from the original color of the house.
- 2) The original architectural character or theme of any house must be consistent for all proposed additions and alterations to the structure. Once the character is established, whether it is traditional, contemporary, etc., no change may alter that character.
- 3) A form requesting a paint color change requires the following information:
 - a. Paint sample color used in or approved for the community; and
 - b. Area of house to be repainted; and
 - c. Photograph of the house to be painted and the houses on both sides (in most cases, adjacent houses should not be painted the same color).
- 4) Storm windows and doors are not permitted.
- 5) For any changes to the plans as approved by the ARC, the owner must submit such changes for approval prior to commencing construction.
- 6) Tennis courts are prohibited (other than the community tennis courts).
- 7) Storage structures will be considered only on a case by case basis. For any storage structure, all adjacent neighbors must approve, and their signature placed on the Modification Request Form. A form must be submitted for all storage structures.
- 8) Sheds are prohibited. Owner can try to request again after Homeowner Board Transitions.
 - a. Carports (or open-air covered structures used for the purpose of storing or parking cars, boats, RVs, etc.) are NOT permitted.
- 9) Homeowners are advised that local municipalities having jurisdiction will require a building permit for construction of any structure, attached or detached.
- 10) A form must be submitted for all awnings. Awnings or coverings must be a structural extension of the home's existing roof. Colors or finish must be compatible with the home's primary and trim colors. Addition of awnings or coverings requires the following information:
 - a. Picture or drawing of all windows/doors on which awnings will be installed and their location (back or side – generally, awnings are not allowed on the front of the home);
 - b. Picture depicting the style of awning to be installed; and
 - c. Color samples and materials list.
- 11) Pergolas are permitted contingent upon factors such as its size, placement and aesthetic appearance.
- 12) Metal swings are NOT acceptable.
- 13) Outdoor Drapery must be of solid white, cream, or natural tan in color and must be installed on back decks/patios only. Drapery hardware must be made of anodized bronze or anodized aluminum with baked enamel finish compatible with the primary and trim colors of the community. Drapery must be maintained, regularly cleaned, and in good repair at all times. When not in use drapery must be neatly pulled back to maintain a clean, tasteful appearance. Note: Weighted drapery is encouraged to keep drapery contained within porch or deck footprint. All outdoor drapery must receive Board approval prior to installation.
 - a. Only purpose-built deck screens will be considered and must compliment other colors of the home.

GUIDELINE 12: VEHICLES AND PARKING

- 1) The recreational area parking lot is intended for the use of residents (in good standing) during their use of the recreational area, pool and tennis courts and clubhouse facilities.
 - a. No boat, trailer, camper or any other type of recreational vehicle may be parked or stored in open view on residential or common property.
 - b. Any vehicle left parked in a common area longer than 24 consecutive hours is subject to being towed by the Association.
- 2) All cars parked in open view must be operable, may not be unsightly, and must have current license plates and registration.
- 3) No vehicle may be parked on any yard or sidewalk.
- 4) Parking of vehicles on the street is limited and subject to the Covenants, Conditions and Restrictions. Temporary parking by guests (four hours or less) is allowed if it does not pose a nuisance to neighbors or impede traffic flow. Homeowners are responsible for guest parking and must ensure that guests park in a safe manner and do not impede access to other driveways and traffic (i.e. park only on one side of the street)
- 5) All homeowner vehicles should be parked in the garage. If the number of vehicles exceeds the number of spaces in the garage, vehicles may be parked on homeowner's own driveway.
- 6) No commercial vehicles are to be parked overnight on neighborhood streets or driveways.
- 7) Parking is never allowed within 20 feet of an intersection, nor in front of any fire hydrant.

GUIDELINE 13: SATELLITE DISHES/WINDOW AIRCONDITIONERS/WINDOW FANS

- 1) The following guidelines for mounted satellite dishes must be met:
 - a. Satellite dishes must be no larger than twenty-four (24) inches in diameter
 - b. Rooftop mounting of satellite dishes on the rear of the house (out of public view) shall be required unless installation in such location imposes unreasonable delay or prevents the use of the antennae, unreasonably increases the cost of installation or an acceptable quality signal cannot otherwise be obtained.
 - c. If ground mounted, satellite dishes must be screened from view by evergreen landscaping – not lattice. Any cable must be buried. A maximum of two satellite dishes per lot is allowed. See figure 11.
 - d. Satellite dishes mounted on the house wall or roofs shall be located in a manner that limits the visibility of the dish(es) to the street. Every effort shall be made to locate the dish discretely and out of view.
 - e. Front yard mounting of satellite dishes is strongly discouraged due to the difficulty in properly screening the dish. However, if there is no other reasonable alternative location, all dishes located in the front shall be mounted on grade within five (5) feet of the house and screened with evergreen landscaping that will provide screening without blocking the signal. See Figure 11.
- 2) Colors of satellite dishes are subject to review. Colors shall be neutral and be compatible with the colors of the house.
- 3) Wiring or cabling shall be installed so as to be minimally visible and blend into the material to which it is attached.

- 4) The owner or occupant shall be responsible for the maintenance and repair of the satellite dish including, but not limited to:
 - (i) reattachment of satellite dish, and any components thereof, within forty-eight (48) hours of dislodging, for any reason, from its original point of installation;
 - (ii) repainting or replacement, if for any reason the exterior surface of the satellite dish becomes worn, disfigured or deteriorated.
- 5) Window air conditioners or window fans are prohibited. Any other type of appliance or device located in a window or wall where the device is visible on the exterior must be approved.

GUIDELINE 14: ADDRESSES

- 1) Address plaque numbers that differ from the original installed by the builder are prohibited.
- 2) No plants shall be planted in such a manner that such planting and their future growth obstruct view of the address plaque.
- 3) Curb applied painted addresses are not allowed.

GUIDELINE 15: SIGNS IN YARDS

- 1) The ONLY sign allowed in the front or side yard is a FOR SALE or FOR RENT sign or signs required by legal proceedings, in accordance with the Covenants.
- 2) BOOSTER signs from schools or organizations are allowed to be displayed for the summer and must be taken down by July 1st.
- 3) CONTRACTOR signs to identify current work being done by contractor(s) are allowed to be displayed for a maximum period of two (2) consecutive weeks.
- 4) Signs must not exceed 2 x 3 feet in size.
- 5) Security signs as required by Governing Agencies are permissible.

GUIDELINE 16: TRASH / RECYCLING CANS

In compliance with regulations, homeowners are solely allowed to store their trash and recycling cans inside the garage.

GRAND RESERVE AT LITCHFIELD

REQUEST FOR MODIFICATION REVIEW

PER ARTICLE 6.2, THIS APPROVAL MAY TAKE UP TO 45 DAYS FOR APPROVAL AFTER ALL REQUIRED INFORMATION IS RECEIVED

Name	Date
Address	Lot and Phase
City, State Zip	Phone Number
Email(s)	

Please provide the Architectural Control Committee with all information necessary to evaluate the request thoroughly and quickly. Requests must include, without limitation, the following information: site plan (including all dimensions), color chips (if applicable), detailed description of request, list of materials, pictures (if applicable), and any other information as specifically required below or as required by the Design Guidelines approved for the community. Modifications without approval from the Committee are a violation of the Covenants and may result in fine and legal action by the Association.

Description of Modification Requested

Estimated Start Date

Estimated Completion Date

Acknowledgment of Adjacent Homeowners (*all homeowners sharing common boundary line, or those with a direct view*) will be considered by the Architectural Control Committee but will not be binding upon the Committee. No application will be considered unless this section is completed, or the Applicant Homeowner has made a reasonable effort, in the sole discretion of the Board, to have this section completed.

Lot	Signature	In favor of <input type="checkbox"/>	Not in favor of <input type="checkbox"/>
Lot	Signature	In favor of <input type="checkbox"/>	Not in favor of <input type="checkbox"/>
Lot	Signature	In favor of <input type="checkbox"/>	Not in favor of <input type="checkbox"/>

Under each of the most common categories below, all the items listed must be submitted. Please refer to the Covenants for other necessary information required for modifications such as detached structures, outdoor play equipment, pools, etc. **Incomplete requests will be disapproved.**

<div style="border: 1px solid green; padding: 5px; margin-bottom: 5px;"> LANDSCAPING, including gardens, landscape blinds, landscape edging <ul style="list-style-type: none"> <input type="checkbox"/> Asbuilt/HLP/Lot Plat/Survey <i>*identify location of landscaping modification</i> <input type="checkbox"/> Description: _____ <input type="checkbox"/> Photo(s) of the requested location(s) to be modified <input type="checkbox"/> Plan denoting hardscape/plant materials, location and quantities </div> <div style="border: 1px solid yellow; padding: 5px; margin-bottom: 5px;"> EXTERIOR LIGHTING, including exterior and landscape lighting <ul style="list-style-type: none"> <input type="checkbox"/> Description: _____ <input type="checkbox"/> Number of lights: _____ <input type="checkbox"/> Photo(s) of the requested location(s) of the lighting <input type="checkbox"/> Photo of the lighting </div> <div style="border: 1px solid purple; padding: 5px;"> EXTERIOR DECORATIVE OBJECTS, including planters, statues <ul style="list-style-type: none"> <input type="checkbox"/> Description: _____ <input type="checkbox"/> Photo(s) of the requested location(s) of the object(s) <input type="checkbox"/> Photo(s) of the object(s) </div>	<div style="border: 1px solid black; padding: 5px; margin-bottom: 5px;"> FENCING, including fenced blinds <ul style="list-style-type: none"> <input type="checkbox"/> Fencing must conform to the standards stated in the Design Guidelines <input type="checkbox"/> Fence type: _____ <input type="checkbox"/> Height and maximum width of spans: _____ <input type="checkbox"/> Color/stain: _____ <input type="checkbox"/> Fence beams must be inside facing (<i>interior</i>), not visible to streets or lots <input type="checkbox"/> Asbuilt/HLP/Lot Plat/Survey <i>*identify location of fencing and existing neighboring fencing</i> <input type="checkbox"/> Permit (<i>if applicable</i>) <input type="checkbox"/> Materials: _____ <input type="checkbox"/> All nails, screws or fasteners shall be aluminum or hot-dipped galvanized <input type="checkbox"/> All posts shall be anchored in concrete; ground clearance must be 2 inches </div> <div style="border: 1px solid gray; padding: 5px;"> DRIVEWAY, PATIO or WALKWAY <ul style="list-style-type: none"> <input type="checkbox"/> Asbuilt/HLP/Lot Plat/Survey <i>*identify location of driveway/patio/walkway modification</i> <input type="checkbox"/> Photo(s) of the requested location(s) to be modified <input type="checkbox"/> Materials: _____ </div>
--	---

PLAY EQUIPMENT, including basketball goals

- ☐ Asbuilt/HLP/Lot Plat/Survey
**identify location of play equipment modification*
- ☐ Location must have minimum visual impact
- ☐ Photo example of modification, requested location
- ☐ Materials used should match existing materials of home

DECK or PORCH, including screened porches

- ☐ Asbuilt/HLP/Lot Plat/Survey
**identify location of deck/porch modification*
- ☐ Photo of the location of the deck/porch
- ☐ Design rendering or scope of work
- ☐ Dimensions: _____
- ☐ Color must be clear or stained to match existing color scheme
- ☐ Color code: _____
- ☐ Materials must be Cedar, Cypress or No. 2 grade or better PT-wood
- ☐ Permit

EXTERIOR BUILDING ALTERATIONS, including painting and roofing

- ☐ Colors/Materials to be used that are different than those existing
- ☐ Paint Brand, color name(s) and color code(s)
- ☐ Photos of your home and the homes on either side and those facing
(in most cases adjacent/facing homes cannot be painted the same)
- ☐ Permit *(if applicable)*

PRIVATE SWIMMING POOL, including hot tubs

- ☐ Asbuilt/HLP/Lot Plat/Survey
**identify location of pool, pool deck and pool equipment*
- ☐ Pool type: _____
- ☐ Dimensions *(maximum size 1,000 sq ft)*: _____
- ☐ Color *(must be white or blue)*: _____
- ☐ Lighting *(if any)*: _____
- ☐ Permit
- ☐ All pool related landscaping modifications must meet requirements of the Landscaping category

STORM DOORS and WINDOWS

- ☐ Description and photo example of the storm door/windows including color
- ☐ Color must be compatible with existing primary and trim colors
- ☐ Photo(s) of the requested location(s) to be modified

BUILDING ADDITIONS

- ☐ Asbuilt/HLP/Lot Plat/Survey
**identify location of building addition*
- ☐ Photo(s) of the requested location(s) to be modified
- ☐ Photo(s) from the location of the area to be modified of adjacent lots
- ☐ Scope of work from contractor
- ☐ Size, color, and detailed architectural drawing of addition
- ☐ Exterior materials used must match existing exterior materials of home
- ☐ Permit

**** Submit this form and all documents to the Association Manager in one email/file ****

Owner Acknowledgement: I understand and agree that no work on this request shall commence until written approval of the Covenants Committee has been received by me. I represent and warrant that the requested changes strictly conform to the community Design Guidelines and that these changes shall be made in strict conformance with the Design Guidelines. I understand that I am responsible for complying with all city and county regulations.

Neither Fieldstone Realty Partners, LLC, the Association Board of Directors, the Association Advisory Committee or the Association Architectural Control Committee nor their respective members, Secretary, successors, assigns, agents, representatives or employees shall be liable for damages or otherwise to anyone requesting approval of an architectural alteration by reason of mistake in judgment, negligence or nonfeasance, arising out of any action with respect to any submission. The Architectural Review is directed toward review and approval of site planning, appearance and aesthetics. None of the foregoing assumes any responsibility regarding design or construction, including, without limitation, the structural integrity, mechanical or electrical design, methods of construction, or technical suitability of materials. I hereby release and covenant not to sue all of the foregoing from/for any claims or damages regarding this request or the approval or denial thereof.

Owner Signature _____

Date _____

ARCHITECTURAL CONTROL COMMITTEE USE

Date Received _____

Reviewed by _____

Approval stipulations or comments

Approved

☐

Approval stipulations

☐

Not approved

☐